



Ultraflow

90-120-
150-180

kW-DC

*Ultrafast
Charging
Points*

*Simultaneous
dual charging*





01

Ultrafast charging points

Intro

The *Ultraflow* series ranges from 90kW to 180kW. This flexibility is obtained by adding power modules in the same cabinet. It has **simultaneous** charging capacity for **two vehicles in DC**. Its high power makes it ideal for EV charging stations. It also suits perfectly heavy duty electric vehicles such as e-buses or e-trucks, as well as for filling stations with higher car turnover. The future is already here.

Versions:

- 90 kW
- 120 kW
- 150 kW
- 180 kW



Perfect fit for

EV Charging stations

Heavy duty electric vehicles

Charge point operators

High turnover filling stations



High Power



Simultaneous charging for two vehicles



User authentication



Display LCD 7"



OCPP Compliant



Autocharge



IP55



All-in-one solution



02

General Specifications

Model **Ultraflow 90**

POWER SPECIFICATIONS

AC Input

DC Output

Input voltage	3Φ 380~415 Vac (±15%)
AC Input connection	3P+N+PE, TN/TT/IT
Maximum input current	Sistema DC: 3Φ 175 A
Frequency	50 Hz/60 Hz
Power factor	>0.99
Efficiency	>94%, at V/I optimum point
Output voltage range	<ul style="list-style-type: none"> CCS2: 150~950 Vdc / 250 A max. CHAdEMO: 150~500 Vdc / 120 A max.
Maximum output power	DC System: 90 kW
Voltage accuracy	±2%
Current accuracy	±2%

USER & CONTROL INTERFACE

Display	TFT-LCD 7"
Switch panel	Operating button / Emergency stop
User authentication	RFID: supports ISO 14443A/B, ISO 15693, FeliCa Lite-S (RCS966) OCPP 1.6 JSON (coming soon OCPP 2.0.1)

COMMUNICATIONS

External	Ethernet, Wi-Fi and 4G
Internal	CAN bus/RS485

ENVIRONMENT

Operating temperature	-30°C~50°C, derating 50°C
Maximum relative humidity	5%~95% RH, non-condensed
Altitude	≤ 2000 m
IP/IK Level	IP55/IK10
Cooling	Forced air

DIMENSIONS

Size	800 x 650 x 1900 mm ±1%
Weight	≤ 395 kg ±1%
Hose length	4 m

PROTECTIONS

Input protections	OVP, OCP, OPP, OTP, UVP, RCD, SPD
Output protections	OCP, SCP, OVP, LVP, OTP, IMD

STANDARDS & CERTIFICATIONS

Certifications	IEC 61851-1, IEC 61851-23, IEC 61851-21-2
Security	CB, CE
Charging interface	CHAdEMO V1.2, DIN 70121, ISO15118



02

General Specifications

Model

Ultraflood 120

POWER SPECIFICATIONS

AC Input

DC Output

Input voltage	3Φ 380~415 Vac (±15%)
AC Input connection	3P+N+PE, TN/TT/IT
Maximum input current	DC System: 3Φ 230 A
Frequency	50 Hz/60 Hz
Power factor	>0.99
Efficiency	>94%, at V/I optimum point
Output voltage range	<ul style="list-style-type: none"> CCS2: 150~950 Vdc / 250 A max. CHAdEMO: 150~500 Vdc / 120 A max.
Maximum output power	DC System: 120 kW
Voltage accuracy	±2%
Current accuracy	±2%

USER & CONTROL INTERFACE

Display	TFT-LCD 7"
Switch panel	Operating button / Emergency stop
User authentication	RFID: supports ISO 14443A/B, ISO 15693, FeliCa Lite-S (RCS966) OCPP 1.6 JSON (coming soon OCPP 2.0.1)

COMMUNICATIONS

External	Ethernet, Wi-Fi & 4G
Internal	CAN bus/RS485

ENVIRONMENT

Operating temperature	-30°C~50°C, derating from 50°C
Maximum relative humidity	5%~95% RH, non-condensed
Altitude	≤ 2000 m
IP/IK Level	IP55/IK10
Cooling	Forced air

MECHANICS

Size	800 x 650 x 1900 mm ±1%
Weight	≤ 420 kg ±1%
Hose length	4 m

PROTECTIONS

Input protections	OVP, OCP, OPP, OTP, UVP, RCD, SPD
Output protections	OCP, SCP, OVP, LVP, OTP, IMD

STANDARDS & CERTIFICATIONS

Certifications	IEC 61851-1, IEC 61851-23, IEC 61851-21-2
Security	CB, CE
Charging interface	CHAdEMO V1.2, DIN 70121, ISO15118



02

Especificaciones Generales

Model

Ultraflood 150

POWER SPECIFICATIONS

AC Input

DC Output

Input voltage	3Φ 380~415 Vac (±15%)
AC Input connection	3P+N+PE, TN/TT/IT
Maximum input current	DC System: 3Φ 288 A
Frequency	50 Hz/60 Hz
Power factor	>0.99
Efficiency	>94%, at V/I optimum point
Output voltage range	<ul style="list-style-type: none"> CCS2: 150~950 Vdc / 250 A max. CHAdEMO: 150~500 Vdc / 120 A max.
Maximum output power	DC System: 150 kW
Voltage accuracy	±2%
Current accuracy	±2%

USER & CONTROL INTERFACE

Display	TFT-LCD 7"
Switch panel	Operating button / Emergency stop
Autenticación usuario	RFID: supports ISO 14443A/B, ISO 15693, FeliCa Lite-S (RCS966) OCPP 1.6 JSON (coming soon OCPP 2.0.1)

COMMUNICATIONS

External	Ethernet, Wi-Fi and 4G
Internal	CAN bus/RS485

ENVIRONMENT

Operating temperature	-30°C~50°C, derating from 50°C
Maximum relative humidity	5%~95% RH, non-condensed
Altitude	≤ 2000 m
IP/IK Level	IP55/IK10
Cooling	Forced air

MECHANICS

Size	800 x 650 x 1900 mm ±1%
Weight	≤ 445 kg ±1%
Hose length	4 m

PROTECCIONS

Input protections	OVP, OCP, OPP, OTP, UVP, RCD, SPD
Output protections	OCP, SCP, OVP, LVP, OTP, IMD

STANDARDS & CERTIFICATIONS

Certifications	IEC 61851-1, IEC 61851-23, IEC 61851-21-2
Security	CB, CE
Charging interface	CHAdEMO V1.2, DIN 70121, ISO15118



02

General Specifications

Model **Ultraflood 180**

POWER SPECIFICATIONS

AC Input

DC Output

Input voltage	3Φ 380~415 Vac (±15%)
AC Input connection	3P+N+PE, TN/TT/IT
Maximum input current	DC System: 3Φ 350 A
Frequency	50 Hz/60 Hz
Power factor	>0.99
Efficiency	>94%, at V/I optimum point
Output voltage range	<ul style="list-style-type: none"> CCS2: 150~950 Vdc / 250 A max. CHAdEMO: 150~500 Vdc / 120 A max.
Maximum output power	DC System: 180 kW
Voltage accuracy	±2%
Current accuracy	±2%

USER & CONTROL INTERFACE

Display	TFT-LCD 7"
Switch panel	Operating button / Emergency stop
User authentication	RFID: supports ISO 14443A/B, ISO 15693, FeliCa Lite-S (RCS966) OCPP 1.6 JSON (coming soon OCPP 2.0.1)

COMMUNICATIONS

External	Ethernet, Wi-Fi and 4G
Internal	CAN bus/RS485

ENVIRONMENT

Operating temperature	-30°C~50°C, derating from 50°C
Maximum relative humidity	5%~95% RH, non-condensed
Altitude	≤ 2000 m
IP/IK Level	IP55/IK10
Cooling	Forced air

MECHANICS

Size	800 x 650 x 1900 mm ±1%
Weight	≤ 470 kg ±1%
Hose length	4 m

PROTECTIONS

Input protections	OVP, OCP, OPP, OTP, UVP, RCD, SPD
Output protections	OCP, SCP, OVP, LVP, OTP, IMD

STANDARDS & CERTIFICATIONS

Certifications	IEC 61851-1, IEC 61851-23, IEC 61851-21-2
Security	CB, CE
Charging interface	CHAdEMO V1.2, DIN 70121, ISO15118

03

Dimensions

Dimensions

mm

Fig 01 / Top

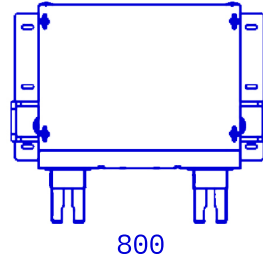
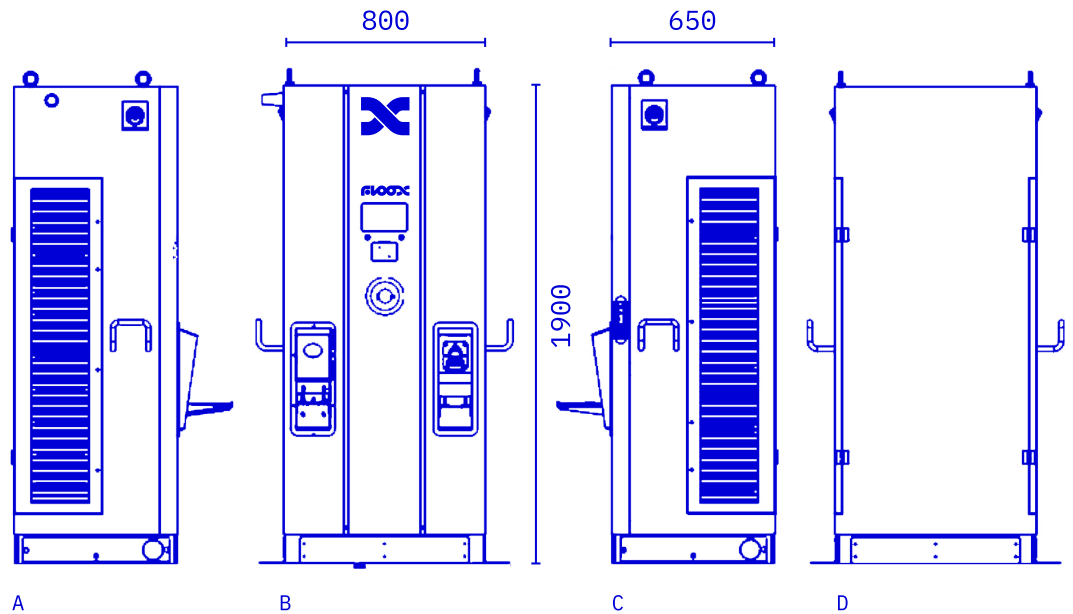


Fig 02

- A/ LEFT side
- B/ Front
- C/ RIGHT side
- D/ Back

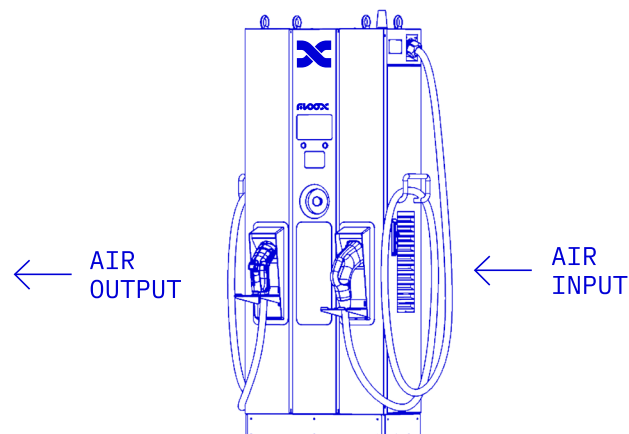


PACKAGING

Gross weight	90kW: 425kg; 120kW: 450kg; 150kW: 475kg; 180kW: 500kg
Wooden box size	1180 x 980 x 2090 mm

04

Cooling



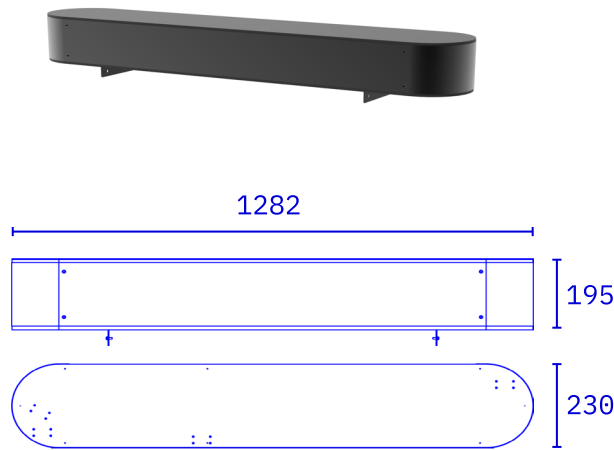
05

Accessories

Cable Management System

Dimensions

mm



06

Product references

Reference	Description
DSYE901R0RD3FL	Ultraflood 90kW DC, 2 x CCS2: 150~950V / 250A (2 hoses 4m)
DSYE901J0RD3FL	Ultraflood 90kW DC, CCS2: 150~950V / 250A; CHAdeMO: 150~500V / 120A (2 hoses 4m)
DSYE122R0RD3FL	Ultraflood 120kW DC, 2 x CCS2: 150~950V / 250A (2 hoses 4m)
DSYE122J0RD3FL	Ultraflood 120kW DC, CCS2: 150~950V / 250A; CHAdeMO: 150~500V / 120A (2 mangueras 4m)
DSYE152R0RD3FL	Ultraflood 150kW DC, 2 x CCS2: 150~950V / 250A (2 hoses 4m)
DSYE152J0RD3FL	Ultraflood 150kW DC, CCS2: 150~950V / 250A; CHAdeMO: 150~500V / 120A (2 hoses 4m)
DSYE182R0RD3FL	Ultraflood 180kW DC, 2 x CCS2: 150~950V / 250A (2 hoses 4m)
DSYE182J0RD3FL	Ultraflood 180kW DC, CCS2: 150~950V / 250A; CHAdeMO: 150~500V / 120A (2 hoses 4m)
KITCSDSFL06	Ultraflood Series Cable Management System